

RONDURE TWO SEAT SOFA



SPECIFICATION SHEET



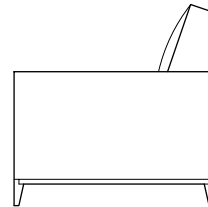
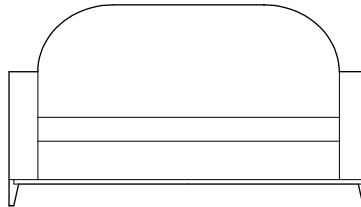
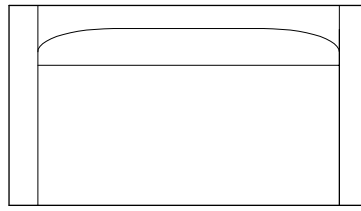
DESCRIPTION

Classical styling with a modern foot this gently formidable sofa is quite a dandy in any setting.

Built by hand in England.

DIMENSIONS

Height	840mm
Width	1500mm
Depth	835mm



TIMBER FINISHES



DIMENSIONS

Height	840mm
Width	1500mm
Depth	835mm
Arm Height	560mm
Seat Height	430mm

C.O.M. REQUIREMENTS

Fabric	11m
Leather	15m ²

METAL FINISHES



NOTES

- Some finishes may carry an up-charge.
- Non-standard finishes and sizes are available, up-charges may apply.
- Standard lead-time is 8 – 14 weeks.
- Finishes are shown for illustrative purposes only. Samples are available from the showroom.

CARE INSTRUCTIONS

Our furniture has been made to age & patina naturally over time. Simple maintenance will help it to age gracefully. Please read our suggestions below to help to insure that your furniture remains beautiful:

CLEANING & MAINTENANCE GENERAL GUIDELINES

A weekly clean with a lightly dampened, non-abrasive cloth is recommended to keep the furniture clean & to remove household dust. We do not recommend the use household polish or spirit-based cleaners as these may cause damage. Keep your cleaning regime simple, if you are unsure contact us for further advice.

NOTES REGARDING HARDWOOD

Whilst every effort is made to source well-seasoned timbers, it is inevitable that some wood movement will occur. All natural timbers, particularly hardwoods contain moisture. When this moisture level drops e.g. during long hot dry spells of weather or when the timber is subject to extremes in relative humidity you may find the timber will move very slightly or crack. This is absolutely normal & in many ways adds to the beauty of the product. To prevent your furniture from drying out over long periods of time the use of a small amount of beeswax is recommended periodically. Amy Somerville LTD can advise you on what products are appropriate.

NOTES REGARDING LEATHER

Whilst every effort is made to source hides of the highest quality, leathers are a natural product and will inherently have some marks & scars present as part of their natural characteristics. Leather is resilient & will patina with age. It is not demanding & requires very little care. It should not be abused with harsh cleaners or substances such as wax or mink oils, saddle soap or other leather polishes. These become surface sealants, which keep premium full grain leathers from breathing (hence they will eventually dry out & crack). A periodic wipe with a cool damp cloth

is sufficient means of cleaning under normal conditions. Please note that certain inks or stains cannot be removed from leather just as they cannot be removed from other upholstery fabrics. Amy Somerville LTD can offer advice on where to obtain Maintenance Kits, & specially formulated cleaners, conditioners & ink removers.

NOTES REGARDING FABRIC UPHOLSTERED FURNITURE

The following notes are general guidelines for fabrics in the Amy Somerville collection, for other suppliers please refer to the relevant manufacturers cleaning instructions. Frequent vacuuming with a soft brush can help to keep fabric fresh & colours sharp. Please note that cushions containing feathers MUST NOT BE VACUUMED, as this will damage the down-proof fabric that contains the feathers. Avoiding exposure to direct & prolonged periods of sunlight will help to maintain colours. Loose cushions should be turned on a regular basis, 1-2 weeks with regular use. We recommend an annual clean of upholstered piece including cushions using a professional cleaning specialist. In the event of an accidental spill, mop up immediately by dabbing with an absorbent cloth to prevent the spill from drying. Pile fabrics tend to absorb spills very quickly, so we suggest acting with urgency. Over time the flattening of the pile fabrics will occur under normal conditions, this is part of the natural antiquing process of pile fabrics & will not affect the durability or charm of the product. A pass over the surface with damp cloth followed by a vacuum in the direction of the pile can help restore the pile.

NOTES REGARDING METALS & CAST METALS

All metals will naturally patina over time. Any smudges such as fingerprints or wear can be eliminated using a soft lint-free cloth & "Peek" metal polish. Mild scratches can also be softened in the same way. To maintain the high reflective shine of cast metal we recommend applying "Renaissance" micro-crystalline wax polish to the piece, then buffing & polishing with a soft lint-free cloth.