

# EM Table

Jean Prouvé, 1950

vitra.



## EM Table

The designer and engineer Jean Prouvé developed the EM Table around 1950 for the project 'Maison Tropicale'. Adhering to the aesthetics of necessity, even the smallest details of this table are determined by its construction. The canted legs are connected by a crossbar, illustrating the structural forces and flow of stresses in a way that is typically seen only in engineering structures.

The EM Table is available with table tops in solid wood, robust HPL laminate or – for tops measuring 2000 or 2400 mm in length – wood veneer.

The solid wood table tops in oak or walnut lend this table a touch of distinction and bring pleasure with their appealing tactile qualities.

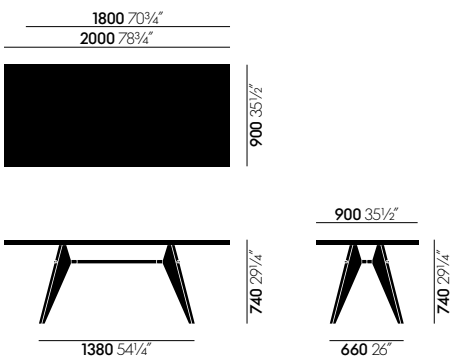
Adhering to structural requirements, the aesthetic of Jean Prouvé's EM Table illustrates the flow of forces and stresses in its construction. In the version with a robust veneer top in light or dark oak, which is available in lengths of 2000 or 2400 mm, the table is suitable for meeting areas, canteens, restaurants and other public or semi-public spaces.

The aesthetic appearance of the EM Table by Jean Prouvé adheres to structural requirements. The version with a robust HPL table top has a base with a powder-coated textured finish in the same colours as the frame of the Standard SP chair – making them ideal companion pieces. These furnishings can be used to create different moods with colours and shapes that are unusual in offices and meeting areas.

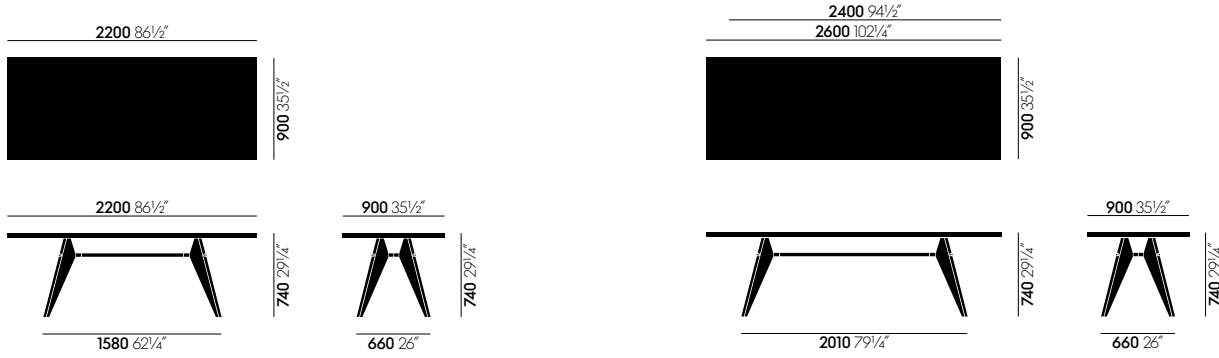
## Materials

- **Solid wood table top:** 34 mm thick, oiled finish; natural oak, smoked oak or American walnut.
- **Base:** bent sheet steel and tubular steel, powder-coated (smooth). Colour options matched to Standard SP chair.
- **Veneer table top:** 34 mm thick; natural oak or dark stained oak, protective natural lacquer finish.
- **Base:** bent sheet steel and tubular steel, powder-coated (smooth). Colour options matched to Standard SP chair.
- **HPL table top:** 34 mm thick, high pressure laminate surface and edges.
- **Base:** bent sheet steel and tubular steel, powder-coated (fine texture). Colour options matched to Standard SP chair.

## Dimensions



## EM Table



EM Table

Surfaces and colours

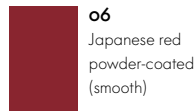
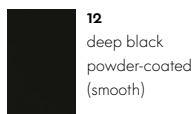


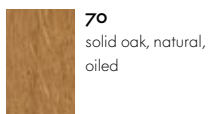


Table top solid wood

Table top in veneer

Base EM Table

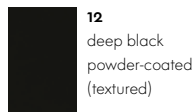
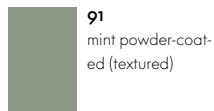




Table top in HPL

Base EM Table (HPL)

