



Prices effective February 5, 2018

# Everywhere™ Tables

## 10-Day or Less

<b>Introduction</b>	<b>page 2</b>
<b>Everywhere™ Tables 10-Day or Less</b>	<b>3</b>
Standard-Height Tables	5
Standard-Height Table Legs and Bases	11
Power and Data Support	12
Accessories	15
<b>Indices</b>	<b>21</b>
By Name	21
By Number	23
<b>Appendices</b>	
10-Day or Less Order Information	
<b>For the latest materials information, refer to the Materials pages on <a href="http://HermanMiller.com">HermanMiller.com</a>.</b>	

# Introduction

## **A Note on the Organization of This Book**

There are a few signals that will help you understand the organization of this book. Once you know them, you should be able to find your way around easily.

### **Like a newspaper, this book is formatted with columns of text and illustrations that run vertically.**

Information wraps from one column to the next and continues for as many pages as it needs to.

### **Black bars are clues.**

A black bar at the top of a page signals the start of information about a product.

Specification Information, which always begins at the top of a column, includes a series of steps. Each step represents a decision you need to make in order to complete your product number. Steps must be followed sequentially. The number of pages needed to complete information on a product varies; some will be complete in one page; others may fill three or four pages. Just continue going through the steps until you run into the next product, signaled by the black bar at the top of the page.

Black tabs running along the outside edge of the page help you locate what section you are in or what section you want to go to. You can thumb forwards or backwards to find a section; tabs and text appear on both sides of the page.

The additional pages in the back of the book include the appendices and indices. They are signaled by a long black bar running along the outside edge of the page.

### **The index is presented two ways.**

The first index is in alphabetical order by product name. It can be helpful if you are new to the products and numbering scheme or if you are looking for a type of product, such as work chair or round table.

The second index is by product number. It lists, in alphanumeric order, the base product number, typically a five-digit number.

## **General Information**

This book is effective February 5, 2018, subject to change without notice. Products may be purchased from authorized Herman Miller dealers who will quote prices upon request. For more information about our products and services or to see a list of dealers, visit [www.HermanMiller.com](http://www.HermanMiller.com).

All prices are list prices. Additional services, such as planning services, design, storage, and installation, are not included and must be added to these prices when the additional services are requested.

Illustrations, specifications, and prices are based on the latest information at the time of publication. The right is reserved to make changes at any time without notice in prices, fabrics, finishes, materials, specifications, and models, and also to discontinue models and finishes.

For additional product information such as dimensional drawings and product descriptions, refer to the standard price books.

Service problems are normally handled by a Herman Miller authorized dealer. Where this cannot be accomplished on a local level, service problems should be referred to the Customer Care Representative for your region, Herman Miller, Inc., Zeeland, Michigan 49464.

**Standard-Height Tables**

**Standard-Height Table Legs and Bases**

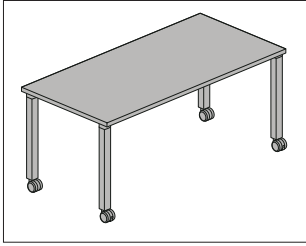
**Power and Data Support**

**Accessories**



# Rectangular Table

DT1AS.



### Specification Information

Step 1.

**DT1A**

Step 2. Edge

**S.** squared-edge

Step 3. Depth

**18** 18" deep

**24** 24" deep

**30** 30" deep

Step 4. Width

*For 18" deep (18)*

**48** 48" wide

**60** 60" wide

**72** 72" wide

*For 24" deep (24) or 30" deep (30)*

**36** 36" wide

**42** 42" wide

**48** 48" wide

**54** 54" wide

**60** 60" wide

**66** 66" wide

**72** 72" wide

Step 5. Surface Material

**L** laminate top/thermoplastic edge

**U** laminate top/universal edge

Step 6. Leg Type

**P** post leg

Prices for Steps 1-6.

	LP	UP
<b>DT1AS. 18 48</b>	\$726	726
<b>60</b>	\$798	798
<b>72</b>	\$861	861
<b>24 36</b>	\$726	726
<b>42</b>	\$762	762
<b>48</b>	\$799	799
<b>54</b>	\$848	848
<b>60</b>	\$898	898
<b>66</b>	\$961	961
<b>72</b>	\$1030	1030

<b>30 36</b>	\$754	754
<b>42</b>	\$792	792
<b>48</b>	\$833	833
<b>54</b>	\$882	882
<b>60</b>	\$935	935
<b>66</b>	\$1000	1000
<b>72</b>	\$1070	1070

Step 7. Top Finish

<b>76</b>	light brown walnut	+\$0
<b>91</b>	white	+\$0
<b>98</b>	studio white	+\$0
<b>8Q</b>	folkstone grey	+\$0
<b>CL</b>	cool grey neutral	+\$0
<b>HF</b>	inner tone light	+\$0
<b>HM</b>	natural maple	+\$0
<b>HP</b>	light anigre	+\$0
<b>HT</b>	inner tone	+\$0
<b>HX</b>	aged cherry	+\$0
<b>HY</b>	walnut on cherry	+\$0
<b>LA</b>	light ash	+\$0
<b>LBA</b>	clear on ash	+\$0
<b>LBB</b>	oak on ash	+\$0
<b>LBC</b>	walnut on ash	+\$0
<b>LBD</b>	dark brown walnut	+\$0
<b>LBE</b>	medium red walnut	+\$0
<b>LBF</b>	neutral twill	+\$0
<b>LBG</b>	sarum twill	+\$0
<b>LBH</b>	earthen twill	+\$0
<b>LBJ</b>	graphite twill	+\$0
<b>LBK</b>	pewter mesh	+\$0
<b>LBL</b>	steel mesh	+\$0
<b>LBM</b>	crisp linen	+\$0
<b>LBN</b>	classic linen	+\$0
<b>LBP</b>	casual linen	+\$0
<b>LBQ</b>	white twill	+\$0
<b>LU</b>	soft white	+\$0
<b>WL</b>	sandstone	+\$0
<b>WN</b>	warm grey neutral	+\$0

Everywhere™ Standard-Height Tables

# Rectangular Table *continued*

Everywhere™ Standard-Height Tables

## Step 8. Edge Finish

### *For laminate top/thermoplastic edge (L)*

<b>76</b>	light brown walnut	+\$0
<b>8Q</b>	folkstone grey	+\$0
<b>91</b>	white	+\$0
<b>98</b>	studio white	+\$0
<b>CL</b>	cool grey neutral	+\$0
<b>LA</b>	light ash	+\$0
<b>LBA</b>	clear on ash	+\$0
<b>LBB</b>	oak on ash	+\$0
<b>LBC</b>	walnut on ash	+\$0
<b>LBD</b>	dark brown walnut	+\$0
<b>LBE</b>	medium red walnut	+\$0
<b>LBF</b>	neutral twill	+\$0
<b>LBG</b>	sarum twill	+\$0
<b>LBH</b>	earthen twill	+\$0
<b>LBJ</b>	graphite twill	+\$0
<b>LBK</b>	pewter mesh	+\$0
<b>LBL</b>	steel mesh	+\$0
<b>LBM</b>	crisp linen	+\$0
<b>LBN</b>	classic linen	+\$0
<b>LBP</b>	casual linen	+\$0
<b>LBQ</b>	white twill	+\$0
<b>WL</b>	sandstone	+\$0
<b>WN</b>	warm grey neutral	+\$0
<b>HF</b>	inner tone light	+\$0
<b>HM</b>	natural maple	+\$0
<b>HP</b>	light anigre	+\$0
<b>HT</b>	inner tone	+\$0
<b>HX</b>	aged cherry	+\$0
<b>HY</b>	walnut on cherry	+\$0
<b>LU</b>	soft white	+\$0
<b>9V</b>	tapestry beige	+\$0

### *For laminate top/universal edge (U)*

<b>PLY</b>	plywood edge	+\$50
------------	--------------	-------

## Step 9. Leg Finish

<b>MS</b>	metallic silver	+\$0
-----------	-----------------	------

## Step 10. Casters/Glides

<b>20</b>	casters	+\$0
<b>57</b>	glides	+\$0

## Step 11. Grommets

### *For squared-edge (S.) with 18" deep (18)*


<b>NTG</b>	no grommet	+\$0
------------	------------	------

### *For squared-edge (S.) with 24" deep (24), or 30" deep (30)*

<b>NTG</b>	no grommet	+\$0
<b>253</b>	cutout for Y1420. or Y1425. - 3 port	+\$27
<b>254</b>	cutout for Y1420. or Y1425. - 5 port	+\$27
<b>255</b>	cutout for Y1420. or Y1425. - 6 port	+\$27

# Square Table

DT1BS.



### Specification Information

Step 1.

**DT1B**

Step 2. Edge

**S.** squared-edge

Step 3. Depth/Width

**3030** 30" deep x 30" wide

**3636** 36" deep x 36" wide

**4242** 42" deep x 42" wide

**4848** 48" deep x 48" wide

Step 4. Surface Material

**L** laminate top/thermoplastic edge

**U** laminate top/universal edge

Step 5. Leg/Base Type

**P** post leg

Prices for Steps 1-5.

	<b>P</b>
<b>DT1BS. 3030 L</b>	\$690
<b>U</b>	\$690
<b>3636 L</b>	\$828
<b>U</b>	\$828
<b>4242 L</b>	\$951
<b>U</b>	\$951
<b>4848 L</b>	\$1065
<b>U</b>	\$1065

Step 6. Top Finish

<b>76</b>	light brown walnut	+\$0
<b>91</b>	white	+\$0
<b>98</b>	studio white	+\$0
<b>8Q</b>	folkstone grey	+\$0
<b>CL</b>	cool grey neutral	+\$0
<b>HF</b>	inner tone light	+\$0
<b>HM</b>	natural maple	+\$0
<b>HP</b>	light anigre	+\$0
<b>HT</b>	inner tone	+\$0
<b>HX</b>	aged cherry	+\$0
<b>HY</b>	walnut on cherry	+\$0
<b>LA</b>	light ash	+\$0
<b>LBA</b>	clear on ash	+\$0
<b>LBB</b>	oak on ash	+\$0
<b>LBC</b>	walnut on ash	+\$0
<b>LBD</b>	dark brown walnut	+\$0
<b>LBE</b>	medium red walnut	+\$0
<b>LBF</b>	neutral twill	+\$0
<b>LBG</b>	sarum twill	+\$0
<b>LBH</b>	earthen twill	+\$0
<b>LBJ</b>	graphite twill	+\$0
<b>LBK</b>	pewter mesh	+\$0
<b>LBL</b>	steel mesh	+\$0
<b>LBM</b>	crisp linen	+\$0
<b>LBN</b>	classic linen	+\$0
<b>LBP</b>	casual linen	+\$0
<b>LBQ</b>	white twill	+\$0
<b>LU</b>	soft white	+\$0
<b>WL</b>	sandstone	+\$0
<b>WN</b>	warm grey neutral	+\$0

Everywhere™ Standard-Height Tables

Step 7. Edge Finish

*For laminate top/thermoplastic edge (L)*

<b>76</b>	light brown walnut	+\$0
<b>8Q</b>	folkstone grey	+\$0
<b>91</b>	white	+\$0
<b>98</b>	studio white	+\$0
<b>CL</b>	cool grey neutral	+\$0
<b>LA</b>	light ash	+\$0
<b>LBA</b>	clear on ash	+\$0
<b>LBB</b>	oak on ash	+\$0
<b>LBC</b>	walnut on ash	+\$0
<b>LBD</b>	dark brown walnut	+\$0
<b>LBE</b>	medium red walnut	+\$0
<b>LBF</b>	neutral twill	+\$0
<b>LBG</b>	sarum twill	+\$0
<b>LBH</b>	earthen twill	+\$0
<b>LBJ</b>	graphite twill	+\$0
<b>LBK</b>	pewter mesh	+\$0
<b>LBL</b>	steel mesh	+\$0
<b>LBM</b>	crisp linen	+\$0
<b>LBN</b>	classic linen	+\$0
<b>LBP</b>	casual linen	+\$0
<b>LBQ</b>	white twill	+\$0
<b>WL</b>	sandstone	+\$0
<b>WN</b>	warm grey neutral	+\$0
<b>HF</b>	inner tone light	+\$0
<b>HM</b>	natural maple	+\$0
<b>HP</b>	light anigre	+\$0
<b>HT</b>	inner tone	+\$0
<b>HX</b>	aged cherry	+\$0
<b>HY</b>	walnut on cherry	+\$0
<b>LU</b>	soft white	+\$0

*For laminate top/universal edge (U)*


<b>PLY</b>	plywood edge	+\$50
------------	--------------	-------

Step 8. Leg Finish

<b>MS</b>	metallic silver	+\$0
-----------	-----------------	------

Step 9. Casters/Glides

<b>20</b>	casters	+\$0
<b>57</b>	glides	+\$0



Specification Information

Step 1.

**DT1C**

Step 2. Edge

**S.** squared-edge

Step 3. Diameter

<b>30</b>	30" diameter
<b>36</b>	36" diameter
<b>42</b>	42" diameter
<b>48</b>	48" diameter
<b>60</b>	60" diameter

Step 4. Surface Material

**L** laminate top/thermoplastic edge

Step 5. Leg/Base Type

**P** post leg

Prices for Steps 1-5.

	<b>P</b>
<b>DT1CS. 30 L</b>	\$792
<b>36 L</b>	\$953
<b>42 L</b>	\$1093
<b>48 L</b>	\$1223
<b>60 L</b>	\$1335

Step 6. Top Finish

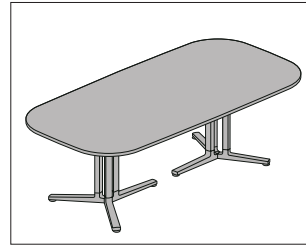
<b>76</b>	light brown walnut	+\$0
<b>91</b>	white	+\$0
<b>98</b>	studio white	+\$0
<b>8Q</b>	folkstone grey	+\$0
<b>CL</b>	cool grey neutral	+\$0
<b>HF</b>	inner tone light	+\$0
<b>HM</b>	natural maple	+\$0
<b>HX</b>	aged cherry	+\$0
<b>LA</b>	light ash	+\$0
<b>LU</b>	soft white	+\$0
<b>WL</b>	sandstone	+\$0
<b>WN</b>	warm grey neutral	+\$0



Step 7. Edge Finish		
<b>76</b>	light brown walnut	+\$0
<b>8Q</b>	folkstone grey	+\$0
<b>91</b>	white	+\$0
<b>CL</b>	cool grey neutral	+\$0
<b>LA</b>	light ash	+\$0
<b>WL</b>	sandstone	+\$0
<b>WN</b>	warm grey neutral	+\$0
<b>HF</b>	inner tone light	+\$0
<b>HM</b>	natural maple	+\$0
<b>HX</b>	aged cherry	+\$0
<b>LU</b>	soft white	+\$0

Step 8. Leg/Base Finish		
<b>MS</b>	metallic silver	+\$0

Step 9. Casters/Glides		
<b>20</b>	casters	+\$0
<b>57</b>	glides	+\$0



**Specification Information**

Step 1.

**DT1D**

Step 2. Edge

**S.** squared-edge

Step 3. Depth

**30** 30" deep

**36** 36" deep

**42** 42" deep

Step 4. Width

*For 30" deep (30)*

**48** 48" wide

**60** 60" wide

*For 36" deep (36)*

**60** 60" wide

**72** 72" wide

*For 42" deep (42)*

**72** 72" wide

**84** 84" wide

Step 5. Surface Material

**L** laminate top/thermoplastic edge

Step 6. Leg/Base Type

**P** post leg

Prices for Steps 1-6.		<b>LP</b>
<b>DT1DS. 30 48</b>		\$929
<b>60</b>		\$1003
<b>36 60</b>		\$1113
<b>72</b>		\$1280
<b>42 72</b>		\$1371
<b>84</b>		\$1410

Everywhere™ Standard-Height Tables

# Oval Table *continued*

Everywhere™ Standard-Height Tables

Step 7. Top Finish		
<b>1X</b>	vanilla	+\$0
<b>2X</b>	wheat	+\$0
<b>4X</b>	coriander	+\$0
<b>76</b>	light brown walnut	+\$0
<b>7X</b>	cardamom	+\$0
<b>8Q</b>	folkstone grey	+\$0
<b>91</b>	white	+\$0
<b>98</b>	studio white	+\$0
<b>CL</b>	cool grey neutral	+\$0
<b>HF</b>	inner tone light	+\$0
<b>HM</b>	natural maple	+\$0
<b>HX</b>	aged cherry	+\$0
<b>J5</b>	frosted inner tone light	+\$0
<b>LA</b>	light ash	+\$0
<b>LM</b>	mahogany	+\$0
<b>LU</b>	soft white	+\$0
<b>MT</b>	medium tone	+\$0
<b>WL</b>	sandstone	+\$0
<b>WN</b>	warm grey neutral	+\$0

Step 8. Edge Finish		
<b>76</b>	light brown walnut	+\$0
<b>8Q</b>	folkstone grey	+\$0
<b>91</b>	white	+\$0
<b>98</b>	studio white	+\$0
<b>HF</b>	inner tone light	+\$0
<b>HM</b>	natural maple	+\$0
<b>HX</b>	aged cherry	+\$0
<b>LM</b>	mahogany	+\$0
<b>LU</b>	soft white	+\$0
<b>WL</b>	sandstone	+\$0
<b>WN</b>	warm grey neutral	+\$0

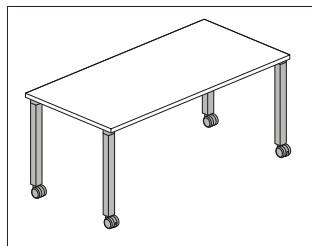
Step 9. Leg/Base Finish		
<b>MS</b>	metallic silver	+\$0

Step 10. Casters/Glides		
<b>20</b>	casters	+\$0
<b>57</b>	glides	+\$0

Step 11. Grommets		
<b>NTG</b>	no grommet	+\$0
<b>253</b>	cutout for Y1420. or Y1425. - 3 port	+\$27
<b>254</b>	cutout for Y1420. or Y1425. - 5 port	+\$27
<b>255</b>	cutout for Y1420. or Y1425. - 6 port	+\$27

# Standard-Height Table Leg

DT2A.



## Specification Information

Step 1.

**DT2A.**

Step 2. Depth

**18** 18" deep

**24** 24" deep

**30** 30" deep

Step 3. Leg Type

**P** post leg

Step 4. Table Top Surface Material

**P** painted table top

**Z** laminate or veneer table top

Prices for Steps 1-4.

	<b>P</b>	<b>Z</b>
<b>DT2A. 18 P</b>	\$547	547
<b>24 P</b>	\$547	547
<b>30 P</b>	\$547	547

Step 5. Leg Finish

**91** white +\$0

**BU** black umber +\$0

**MS** metallic silver +\$0

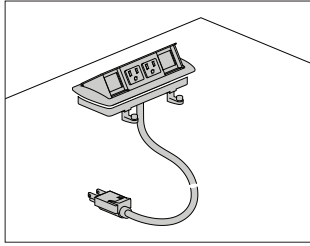
Step 6. Casters/Glides

**20** casters +\$0

**57** glides +\$0

Connect™-S100

Y1321.



**Specification Information**

Step 1.

**Y1321.**

Step 2. Power Type

- A** power cord with plug end
- B** conduit with open end, for hard-wiring

Step 3. Cord/Conduit Length

- 03** 3' cord/conduit
- 06** 6' cord/conduit
- 10** 10' cord/conduit
- 20** 20' cord/conduit

Prices for Steps 1-3.

	<b>03</b>	<b>06</b>	<b>10</b>	<b>20</b>
<b>Y1321. A</b>	\$205	205	214	263
<b>B</b>	\$259	259	268	317

Step 4. Wiring Type

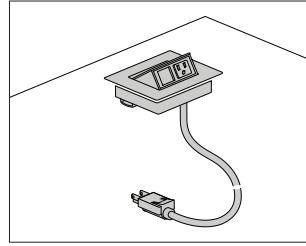
- 4Z** standard +\$0

Step 5. Finish

- 0H** black +\$0

Connect™-S200

Y1322.



**Specification Information**

Step 1.

**Y1322.**

Step 2. Configuration

- 1** 1 simplex receptacle, 1 data opening
- 2** 2 simplex receptacles

Step 3. Power Type

- A** power cord with plug end
- B** conduit with open end, for hard-wiring

Step 4. Cord/Conduit Length

- 03** 3' cord/conduit
- 06** 6' cord/conduit
- 10** 10' cord/conduit
- 20** 20' cord/conduit

Prices for Steps 1-4.

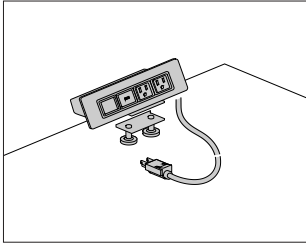
		<b>03</b>	<b>06</b>	<b>10</b>	<b>20</b>
<b>Y1322. 1</b>	<b>A</b>	\$244	244	253	302
	<b>B</b>	\$297	297	306	353
<b>2</b>	<b>A</b>	\$259	259	268	317
	<b>B</b>	\$311	311	322	371

Step 5. Wiring Type

- 4Z** standard +\$0

Step 6. Finish

- 0H** black +\$0
- 0I** silver +\$0
- 0J** white +\$0



**Specification Information**

Step 1.

**Y1323.**

Step 2. Configuration

- 3** 2 simplex receptacles, 2 data openings
- 4** 3 simplex receptacles, 3 data openings
- 5** 2 simplex receptacles, 1 data opening, 1 charging USB port
- 6** 3 simplex receptacles, 2 data opening, 1 charging USB port

Step 3. Power Type

- A** power cord with plug end
- B** conduit with open end, for hard-wiring

Step 4. Cord/Conduit Length

- 03** 3' cord/conduit
- 06** 6' cord/conduit
- 10** 10' cord/conduit
- 20** 20' cord/conduit

Step 5. Attachment

- G** grommet mount
- S** surface clamp

Prices for Steps 1-5.

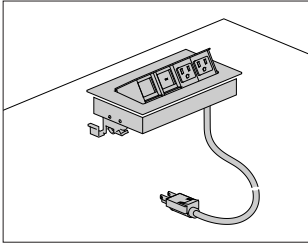
		<b>03G</b>	<b>03S</b>	<b>06G</b>	<b>06S</b>	<b>10G</b>	<b>10S</b>
<b>Y1323. 3</b>	<b>A</b>	\$279	279	279	279	288	288
	<b>B</b>	\$332	332	332	332	341	341
<b>4</b>	<b>A</b>	\$347	347	347	347	356	356
	<b>B</b>	\$402	402	402	402	412	412
<b>5</b>	<b>A</b>	\$390	390	390	390	400	400
	<b>B</b>	\$444	444	444	444	453	453
<b>6</b>	<b>A</b>	\$459	459	459	459	469	469
	<b>B</b>	\$513	513	513	513	523	523
				<b>20G</b>	<b>20S</b>		
<b>Y1323. 3</b>	<b>A</b>			\$337	337		
	<b>B</b>			\$388	388		
<b>4</b>	<b>A</b>			\$407	407		
	<b>B</b>			\$459	459		
<b>5</b>	<b>A</b>			\$449	449		
	<b>B</b>			\$521	521		
<b>6</b>	<b>A</b>			\$517	517		
	<b>B</b>			\$592	592		

Step 6. Finish

<b>0H</b>	black	+\$0
<b>0I</b>	silver	+\$0
<b>0J</b>	white	+\$0

Connect™-S400

Y1324.



**Specification Information**

Step 1.

**Y1324.**

Step 2. Configuration

<b>3</b>	2 simplex receptacles, 2 data openings
<b>5</b>	3 simplex receptacles, 4 data openings
<b>6</b>	2 simplex receptacles, 1 data opening, 1 charging USB port
<b>7</b>	3 simplex receptacles, 3 data opening, 1 charging USB port
<b>8</b>	3 simplex receptacles, 2 data opening, 2 charging USB ports

Step 3. Power Type

<b>A</b>	power cord with plug end
<b>B</b>	conduit with open end, for hard-wiring

Step 4. Cord/Conduit Length

<b>03</b>	3' cord/conduit
<b>06</b>	6' cord/conduit
<b>10</b>	10' cord/conduit
<b>20</b>	20' cord/conduit

Prices for Steps 1-4.

		<b>03</b>	<b>06</b>	<b>10</b>	<b>20</b>
<b>Y1324. 3</b>	<b>A</b>	\$388	388	398	447
	<b>B</b>	\$442	442	453	501
<b>5</b>	<b>A</b>	\$500	500	510	557
	<b>B</b>	\$553	553	559	607
<b>6</b>	<b>A</b>	\$501	501	510	557
	<b>B</b>	\$554	554	564	613
<b>7</b>	<b>A</b>	\$611	611	621	670
	<b>B</b>	\$665	665	672	719
<b>8</b>	<b>A</b>	\$723	723	732	782
	<b>B</b>	\$777	777	784	831

Step 5. Wiring Type

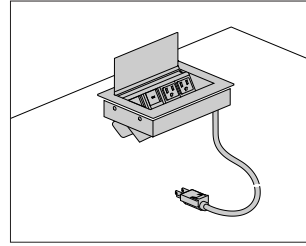
<b>4Z</b>	standard	+\$0
-----------	----------	------

Step 6. Finish

<b>OK</b>	silver anodized	+\$0
-----------	-----------------	------

Connect™-S500

Y1325.



**Specification Information**

Step 1.

**Y1325.**

Step 2. Configuration

<b>3</b>	2 simplex receptacles, 2 data openings
<b>7</b>	3 simplex receptacles, 3 data openings
<b>5</b>	2 simplex receptacles, 1 data opening, 1 charging USB port
<b>6</b>	3 simplex receptacles, 2 data opening, 1 charging USB port

Step 3. Power Type

<b>A</b>	power cord with plug end
<b>B</b>	conduit with open end, for hard-wiring

Step 4. Cord/Conduit Length

<b>03</b>	3' cord/conduit
<b>06</b>	6' cord/conduit
<b>10</b>	10' cord/conduit
<b>20</b>	20' cord/conduit

Prices for Steps 1-4.

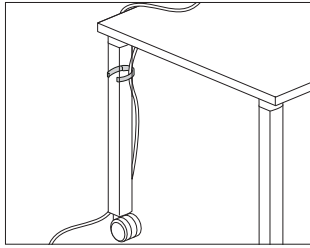
		<b>03</b>	<b>06</b>	<b>10</b>	<b>20</b>
<b>Y1325. 3</b>	<b>A</b>	\$458	458	468	516
	<b>B</b>	\$512	512	521	569
<b>7</b>	<b>A</b>	\$526	526	538	586
	<b>B</b>	\$580	580	591	639
<b>5</b>	<b>A</b>	\$571	571	580	628
	<b>B</b>	\$624	624	633	681
<b>6</b>	<b>A</b>	\$639	639	649	698
	<b>B</b>	\$691	691	705	751

Step 5. Finish

<b>OK</b>	silver anodized	+\$0
-----------	-----------------	------

Cable Management Clip

DT9A.



**Specification Information**

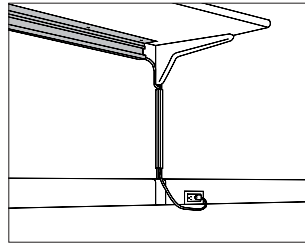
Step 1.

**DT9A.**

\$37

Cable Management Trough, Work Surface Suspended

A0382.



**Specification Information**

Step 1.

**A0382.**

Step 2. Width

**30** 30" wide

**40** 40" wide

Prices for Steps 1-2.

**A0382. 30** \$76

**40** \$93

Step 3. Surface Finish

**BU** black umber +\$0

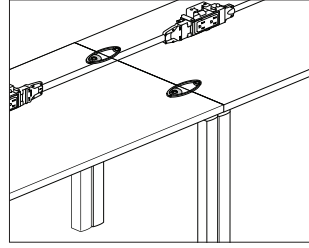
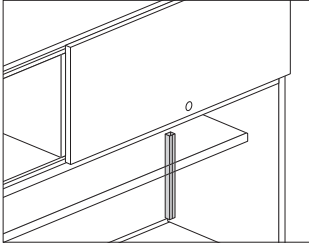
**MT** medium tone +\$0

Cord Manager

FV984.

Connect™-Ganging Bracket Kit

Y1338.



**Specification Information**

Step 1.

**FV984.**

Step 2. Height

**12** 12" high

**24** 24" high

Prices for Steps 1-2.

<b>FV984. 12</b>	\$77
<b>24</b>	\$117

**Specification Information**

Step 1.

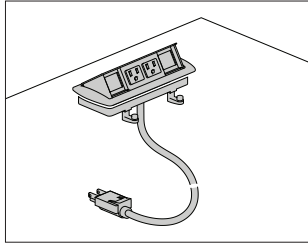
**Y1338.**

\$77



Connect™-S100

Y1321.



**Specification Information**

Step 1.

**Y1321.**

Step 2. Power Type

- A** power cord with plug end
- B** conduit with open end, for hard-wiring

Step 3. Cord/Conduit Length

- 03** 3' cord/conduit
- 06** 6' cord/conduit
- 10** 10' cord/conduit
- 20** 20' cord/conduit

Prices for Steps 1-3.

	<b>03</b>	<b>06</b>	<b>10</b>	<b>20</b>
<b>Y1321. A</b>	\$205	205	214	263
<b>B</b>	\$259	259	268	317

Step 4. Wiring Type

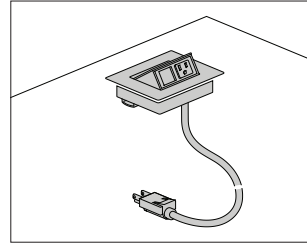
- 4Z** standard +\$0

Step 5. Finish

- 0H** black +\$0

Connect™-S200

Y1322.



**Specification Information**

Step 1.

**Y1322.**

Step 2. Configuration

- 1** 1 simplex receptacle, 1 data opening
- 2** 2 simplex receptacles

Step 3. Power Type

- A** power cord with plug end
- B** conduit with open end, for hard-wiring

Step 4. Cord/Conduit Length

- 03** 3' cord/conduit
- 06** 6' cord/conduit
- 10** 10' cord/conduit
- 20** 20' cord/conduit

Prices for Steps 1-4.

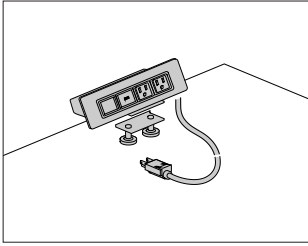
	<b>03</b>	<b>06</b>	<b>10</b>	<b>20</b>
<b>Y1322. 1 A</b>	\$244	244	253	302
<b>B</b>	\$297	297	306	353
<b>2 A</b>	\$259	259	268	317
<b>B</b>	\$311	311	322	371

Step 5. Wiring Type

- 4Z** standard +\$0

Step 6. Finish

- 0H** black +\$0
- 0I** silver +\$0
- 0J** white +\$0



Everywhere™ Accessories

**Specification Information**

Step 1.  
Y1323.

Step 2. Configuration

- 3 2 simplex receptacles, 2 data openings
- 4 3 simplex receptacles, 3 data openings
- 5 2 simplex receptacles, 1 data opening, 1 charging USB port
- 6 3 simplex receptacles, 2 data opening, 1 charging USB port

Step 3. Power Type

- A power cord with plug end
- B conduit with open end, for hard-wiring

Step 4. Cord/Conduit Length

- 03 3' cord/conduit
- 06 6' cord/conduit
- 10 10' cord/conduit
- 20 20' cord/conduit

Step 5. Attachment

- G grommet mount
- S surface clamp

Prices for Steps 1-5.

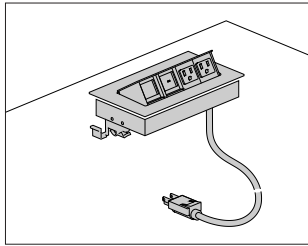
		03G	03S	06G	06S	10G	10S		
Y1323. 3	A	\$279	279	279	279	288	288		
	B	\$332	332	332	332	341	341		
4	A	\$347	347	347	347	356	356		
	B	\$402	402	402	402	412	412		
5	A	\$390	390	390	390	400	400		
	B	\$444	444	444	444	453	453		
6	A	\$459	459	459	459	469	469		
	B	\$513	513	513	513	523	523		
								<b>20G</b>	<b>20S</b>
Y1323. 3	A					\$337	337		
	B					\$388	388		
4	A					\$407	407		
	B					\$459	459		
5	A					\$449	449		
	B					\$521	521		
6	A					\$517	517		
	B					\$592	592		

Step 6. Finish

- OH black +\$0
- OI silver +\$0
- OJ white +\$0

Connect™-S400

Y1324.



**Specification Information**

Step 1.

**Y1324.**

Step 2. Configuration

<b>3</b>	2 simplex receptacles, 2 data openings
<b>5</b>	3 simplex receptacles, 4 data openings
<b>6</b>	2 simplex receptacles, 1 data opening, 1 charging USB port
<b>7</b>	3 simplex receptacles, 3 data opening, 1 charging USB port
<b>8</b>	3 simplex receptacles, 2 data opening, 2 charging USB ports

Step 3. Power Type

<b>A</b>	power cord with plug end
<b>B</b>	conduit with open end, for hard-wiring

Step 4. Cord/Conduit Length

<b>03</b>	3' cord/conduit
<b>06</b>	6' cord/conduit
<b>10</b>	10' cord/conduit
<b>20</b>	20' cord/conduit

Prices for Steps 1-4.

		<b>03</b>	<b>06</b>	<b>10</b>	<b>20</b>
<b>Y1324. 3</b>	<b>A</b>	\$388	388	398	447
	<b>B</b>	\$442	442	453	501
<b>5</b>	<b>A</b>	\$500	500	510	557
	<b>B</b>	\$553	553	559	607
<b>6</b>	<b>A</b>	\$501	501	510	557
	<b>B</b>	\$554	554	564	613
<b>7</b>	<b>A</b>	\$611	611	621	670
	<b>B</b>	\$665	665	672	719
<b>8</b>	<b>A</b>	\$723	723	732	782
	<b>B</b>	\$777	777	784	831

Step 5. Wiring Type

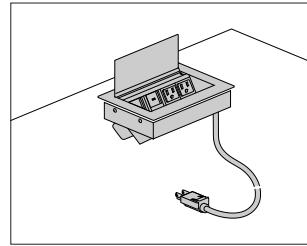
<b>4Z</b>	standard	+ \$0
-----------	----------	-------

Step 6. Finish

<b>OK</b>	silver anodized	+ \$0
-----------	-----------------	-------

Connect™-S500

Y1325.



**Specification Information**

Step 1.

**Y1325.**

Step 2. Configuration

<b>3</b>	2 simplex receptacles, 2 data openings
<b>7</b>	3 simplex receptacles, 3 data openings
<b>5</b>	2 simplex receptacles, 1 data opening, 1 charging USB port
<b>6</b>	3 simplex receptacles, 2 data opening, 1 charging USB port

Step 3. Power Type

<b>A</b>	power cord with plug end
<b>B</b>	conduit with open end, for hard-wiring

Step 4. Cord/Conduit Length

<b>03</b>	3' cord/conduit
<b>06</b>	6' cord/conduit
<b>10</b>	10' cord/conduit
<b>20</b>	20' cord/conduit

Prices for Steps 1-4.

		<b>03</b>	<b>06</b>	<b>10</b>	<b>20</b>
<b>Y1325. 3</b>	<b>A</b>	\$458	458	468	516
	<b>B</b>	\$512	512	521	569
<b>7</b>	<b>A</b>	\$526	526	538	586
	<b>B</b>	\$580	580	591	639
<b>5</b>	<b>A</b>	\$571	571	580	628
	<b>B</b>	\$624	624	633	681
<b>6</b>	<b>A</b>	\$639	639	649	698
	<b>B</b>	\$691	691	705	751

Step 5. Finish

<b>OK</b>	silver anodized	+ \$0
-----------	-----------------	-------



## Index by Product Name

<b>Everywhere™ Tables 10-Day or Less</b>	
	page(s)
Cable Management Clip	15
Cable Management Trough, Work Surface Suspended	15
Connect™-Ganging Bracket Kit	16
Connect™-S100	12, 17
Connect™-S200	12, 17
Connect™-S300	13, 18
Connect™-S400	14, 19
Connect™-S500	14, 19
Cord Manager	16
Oval Table	9
Rectangular Table	5
Round Table	8
Square Table	7
Standard-Height Table Leg	11



## Index by Product Number

A0382. Cable Management Trough, Work Surface	
Suspended	page(s) 15
DT1AS. Rectangular Table	5
DT1BS. Square Table	7
DT1CS. Round Table	8
DT1DS. Oval Table	9
DT2A. Standard-Height Table Leg	11
DT9A. Cable Management Clip	15
FV984. Cord Manager	16
Y1321. Connect™-S100	12, 17
Y1322. Connect™-S200	12, 17
Y1323. Connect™-S300	13, 18
Y1324. Connect™-S400	14, 19
Y1325. Connect™-S500	14, 19
Y1338. Connect™-Ganging Bracket Kit	16





# 10-Day or Less Order Information

## 10-Day or Less Program

10-day or less products are designed for established Herman Miller dealers with pre-approved credit.

Products are distributed from multiple West Michigan manufacturing facilities. These include Holland, Spring Lake, and Zeeland. Orders will be shipped within 10 business days or less from the date of Herman Miller acknowledgement.

## Ordering Procedures

1. Please place orders through Order Manager. If this is not available to you, place orders through mail or fax. Verbal purchase orders will not be accepted.  
Order Entry fax number for Passage®, 5000 Series, and Meridian® Filing and Storage: (616) 846 9236.  
Order Entry fax number for all other products: (616) 654 3085.
2. Orders must be clearly marked “10-day or less program” and include only 10-day or less products. Orders not marked this way will be processed under standard lead times. Orders for standard lead times must be placed on a separate purchase order.
3. Only fabrics and finishes listed with each product are available through the 10-day or less program.
4. For any 10-day or less project over \$250,000 list price, please contact your Customer Care representative within 48 hours of order entry to reserve lead time.
5. For more information, contact your Customer Care representative at: (866) 854 3048 EXT 3400.

## Shipments and Delivery

Per Herman Miller Terms and Conditions.

## Changes and Cancellation

Per Herman Miller Terms and Conditions.

For more information about our products and services or to see a list of dealers, please visit us at [HermanMiller.com](http://HermanMiller.com) or call (800) 851 1196.

© 2018 Herman Miller, Inc., Zeeland, Michigan

® **HermanMiller**, 3D Intelligent, AO, Action Office, Aeron, ArcSpan, Aside, Avall, Avive, Bubble Lamps, Canvas Office Landscape, Caper, Celle, Co/Struc, Daisyone, Distil, Eames, Eco-Dematerialized, Embody, Envelop, Equa 2, Ergon 3, Ethospace, Exclave, Fine-Tune, FlexFront, Flo, Formcoat, Formwork, Ground Cloth, Herman Miller for the Home, Herman Miller for Healthcare, Intersect, Kinemat, Lapjack, Layout Studio, Lifework, Limerick, Live Unframed, Living Office, Locale, Maharam, Meridian, Mirra, Passage, Pellicle, Perspectives, PostureFit, Public Office Landscape, Resolve, Rodney, Sayl, Setu, Thrive, Tu, Wishbone, and Y-Tower are among the registered trademarks of Herman Miller, Inc., and its owned subsidiaries.

™ 8Z Pellicle, About Face, AireWeave, Albert, Backfit, Bubbletack, Burdick Group, Butterfly Back, Celeste, Cellular Suspension, Clam, Compass, Connect, Cubert, DOT, Duracare, Durawrap, Eames Soft Pad, EnhancedAccess, Everywhere, Flex-Edge, Flute, Harmonic, Herman Miller Select, Hopsak 2, Intent, Iota, Jaw, Keyless Entry, Keyn Chair Group by Herman Miller, Latitude, Locale, Logic Mini, Logic Power Access Solutions, Live OS, Loop, Lyris, Lyris 2, Made-to-Measure Storage, Metaform Portfolio, Mora, Motia, Multiscrim, Nelson, Pari, Pixelated Support, Plex, PostureFit SL, Prospect, Q, Renew, Sense, Soft Pad, Stackable, Stackable Storage, Striad, Swoop, Tone, TriFlex, Twist, Ubi, Verus and Wireframe are among the trademarks of Herman Miller, Inc., and its owned subsidiaries.

SM Herman Miller Options is among the service marks of Herman Miller, Inc.

Alexander Girard® is a registered trademark of The Alexander Girard Estate.

Chemsur® is a registered trademark of Wilsonart International.

Corian® is a registered trademark of E. I. du Pont de Nemours and Company Corporation.

Crypton® is a registered trademark of Crypton, Inc.

DACRON® is a registered trademark of INVISTA S.a r.l.

Edelman® Leather is a registered trademark of Edelman Leather, Inc.

FENIX NTM® is a registered trademark of Arpa Industriale S.p.A.

FLEXNET™ is a trademark of Milliken & Company.

Floor Saver Glide® is a registered trademark of Carpin Manufacturing, Inc.

Geiger® is a registered trademark, and Bumper™, Saiba™, and Ward Bennett™ are trademarks, of Geiger International.

Goetz™ is a trademark of Mark W. Goetz.

Hang-It-All® is a registered trademark of Lucia Eames Demetrios, d.b.a. Eames Office.

Holophane® is a registered trademark of Holophane.

Ingeo™ is a trademark of Cargill Dow LLC.

iPad® is a registered trademark of Apple, Inc.

LifeSize® is a registered trademark of LifeSize Communications, Inc.

Magis®, Bombo®, and Me Too® are registered trademarks of Magis S.p.A.

Microsoft® and Natural® Keyboard are registered trademarks of Microsoft Corporation.

Noguchi® and the Noguchi table configuration (trade dress) are registered trademarks, and Rudder Table™ is a trademark, of The Isamu Noguchi Foundation and Garden Museum.

Place Textiles® is a registered trademark of Place Textiles.

SuperSeat™ is a trademark of Dahti Seating, a division of ITW.