
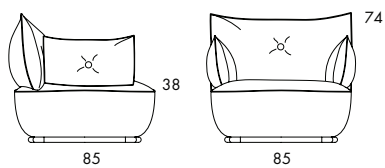


**SECTIONAL SOFA | EASY CHAIR | FOOTSTOOL.** Steel frame with no-sag springs. Moulded polyurethane foam with fabric cover. Chrome-plated steel frame (chrome III). Plastic feet. Link fitting included with each add-on section. Dunder can be put together as preferred; a few examples are shown above. It's possible to make corner sofas or back-to-back sofas.

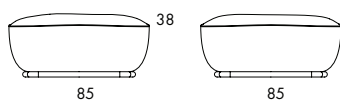




**S601** 1.2 m<sup>3</sup>/pc

	<b>S601</b>
Seat height	38
Overall height	74
Overall width	85
Seat depth	60
Overall depth	85
Weight, kg	27-33
Cbm	1.2





**S600** 27 kg | 1.2 m<sup>3</sup>/2 pcs

	<b>S600</b>
Seat height	38
Overall height	38
Overall width	85
Overall depth	85
Weight, kg	27
Cbm	1.2/2 pcs

